

Part one: Listening

Q 1. You will listen to the recording that is in the PowerPoint **first slide**, while you are listening write the letters that you can hear in a separate paper. Parents please take a photo and send it to my email after you child finish his/her assessment: Ranaalnaeb7.iacschool@gmail.com

3 marks



Part two: Read aloud & reading

Q 2. . Read the following Arabic letters loudly and ask your parent to record your reading and then send it to my email: Ranaalnaeb7.iacschool@gmail.com

ز ج ع ث ط و د ش أ ن

10 marks

Q 3. Find the correct **first letter** for the words of the following pictures by drawing a line to match.



ب ت غ د ع ق

3 marks

Q4.1. Highlight the word that contain the letter **ف**:

مهر

رف

خبز

2. Highlight the word that contain the letter **ت**:

توت

أسد

شارع



2 marks

Q5. Write the correct number in the empty box for the first letter of each Word of the following:

غراب		ح	1
بيت		غ	2
طماطم		ط	3
أسد		ب	4
حاج		أ	5

5 marks

Q6. Find the correct **last letter** of the words for the following pictures by drawing a line to match.



ص

ق

ل

خ

د

ك

3 marks

Part three: Writing

Complete the letters in alphabetical order:

				ن
--	--	--	--	---

4 marks

Good luck